

WELCOME TO HALLOWEEN AT WADDESDON

Please follow the blue route when walking between car park and the Manor. 

You'll find the starting point for our Halloween trail by the Woodland Cafe, and pumpkin carving down at the Stables.

See: waddesdon.org.uk/welcome-to-waddesdon/ 






← BICESTER
10 MILES

AYLESBURY
6 MILES →

GREENWAY
TO AYLESBURY
VALE PARKWAY →








GETTING AROUND

-  Shuttle bus stop; pre-booked ticket holders only
-  Pre-booked tickets checkpoint
-  Bike shelter
-  Premium Parking (pre-bookable)
-  Steep hill

-  Halloween trail
-  Pumpkin carving
-  Nick Knight: Roses from my Garden free exhibition
-  Queue here for entry to the House
-  Dogs not permitted in this area. Dogs must be kept on a short lead at all times
-  Dog waste bins "Bag it and bin it"

FOOD/DRINK/SHOP

-  Manor Restaurant (for pre-booked afternoon teas only, entry via the tunnel next to the shop courtyard)
-  Treaterie Takeaway (some outdoor seating)
-  Manor Gift & Wine Shop
-  Woodland Café (some outdoor seating)
-  Coffee Bar (no seating due to Covid-19 restrictions)

Currently closed: Stables Café

WELCOME PAVILION

- 
- 
- 
- 
- 
- 